



### District Report Card: 2017


<b>State:</b> Meghalaya	<b>District:</b> North Garo Hills
<b>Class:</b> 5	<b>Subject:</b> Language
<b>Schools:</b> 57	<b>Students:</b> 480


### Participation/Coverage


#### Students

<div>GENDER</div> <div></div>	Boys		Girls	
	Number	%	Number	%
	227	47.29	253	52.71

<div>AREA</div> <div></div>	Rural		Urban	
	Number	%	Number	%
	346	72.08	134	27.92

<div>CATEGORY</div> <div></div>	SC		ST		OBC		GEN	
	Number	%	Number	%	Number	%	Number	%
	21	4.38	455	94.79	1	0.21	3	0.63

<div>CWSN</div> <div></div>	LD	VI	HI	S&LD	ID	Oth
	1	0	0	0	0	9

<div>Management</div> <div></div>	Government		Government-aided	
	Number	%	Number	%
	334	69.58	146	30.42

### Average Performance of Students in Language (%)

Overall	Gender		Area		Management		Social Group			
	Male	Female	Rural	Urban	Govt.	Aided	SC	ST	OBC	GEN
39.54	38.53	40.45	40.87	36.12	38.74	41.37	31.11	39.91	33.33	44.44

## Performance on Learning Outcomes (LOs)

Learning Outcomes	Description	Average Performance(%)
L504	Reads and comprehends independently storybooks, news items/ headlines, advertisements etc.	38.92
L508	Reads text with comprehension, locates details and sequence of events	39.85

Range of Performance of Students who Answered Correctly							
Below 30%		30% - 50%		50% - 75%		Above 75%	
Number	%	Number	%	Number	%	Number	%
147	30.63	217	45.21	94	19.58	22	4.58

## Lowest Performing Learning Outcomes (LOs)

- 1 - Reads and comprehends independently storybooks, news items/ headlines, advertisements etc. (38.92)
- 2 - Reads text with comprehension, locates details and sequence of events (39.85)